



Ro'yxatdan o'tish

1

Universal shartnomani tasdiqlash

so'ng "Ro'yxatdan o'tish"
tugmasini bosing



2

Telefon raqamingizni kiriting

Raqamni kiritgandan so'ng
"Davom etish" tugmasini
bosib



The image shows a smartphone screen with the Openbank Business logo at the top. Below the logo, the text "Telefon raqamingiz" is displayed. There are two input fields: the first contains "+998" and the second contains "98-444-44-44". At the bottom of the screen, there is a dark blue button with the text "Davom etish".

3

SMS kodni kiriting

Kod avtomatik kiritiladi. Agar bunday bo'lmasa, SMS kodni kiriting va "Davom etish" tugmasini bosing



4

Parol yaratish

Endi 8 xonali parol yarating va "Davom etish" tugmasini bosib



5

Shaxsiy ma'lumotlar

Pasport seriyasi va raqamini, tug'ilgan sanangizni kiriting. "Davom etish" tugmasini bosing

The image shows a smartphone screen with a registration form titled "Shaxsni tasdiqlash" (Verify Person). The form includes a back arrow, a help icon, and several input fields. The "Pasport ma'lumotlari" (Passport information) field is selected, showing "JSHSHIR". The "Pasport seriyasi va raqami" (Passport serial number and number) field contains "AA" and "123456WE". The "Tug'ilgan sana" (Date of birth) field contains "28.05.1996". The "Lavozimni tanlang" (Select position) field has two radio button options: "Direktor" (Director) and "Buxgalter" (Accountant).

← Shaxsni tasdiqlash ⓘ

Pasport ma'lumotlari JSHSHIR

Pasport seriyasi va raqami

AA 123456WE

Tug'ilgan sana

28.05.1996

Lavozimni tanlang

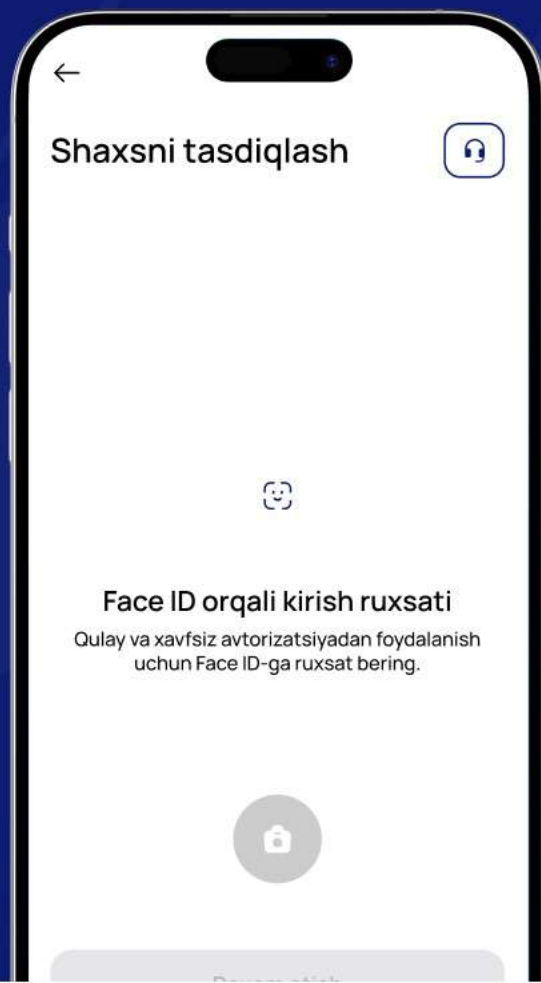
Direktor

Buxgalter

6

Face ID

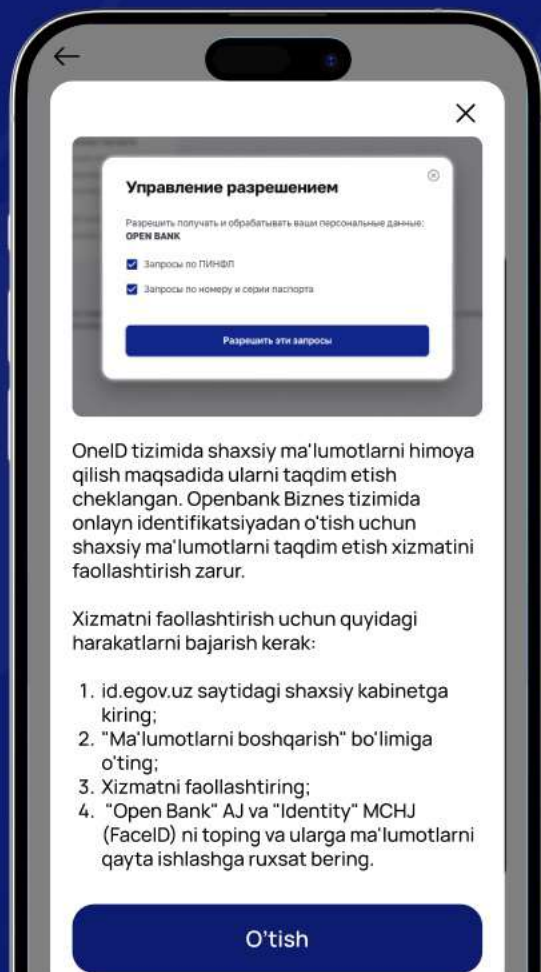
Selfi oling va Face ID
tekshiruvidan o'ting



7

OneID orqali ma'lumotlarga kirishga ruxsat bering

Openbank Biznes'da onlayn
identifikatsiya uchun OneID
tizimida shaxsiy
ma'lumotlarga kirishni
yoqishingiz kerak



8

Identifikatsiya yakunlandi

Tabriklaymiz! Siz ro'yxatdan
o'tishni yakunladingiz

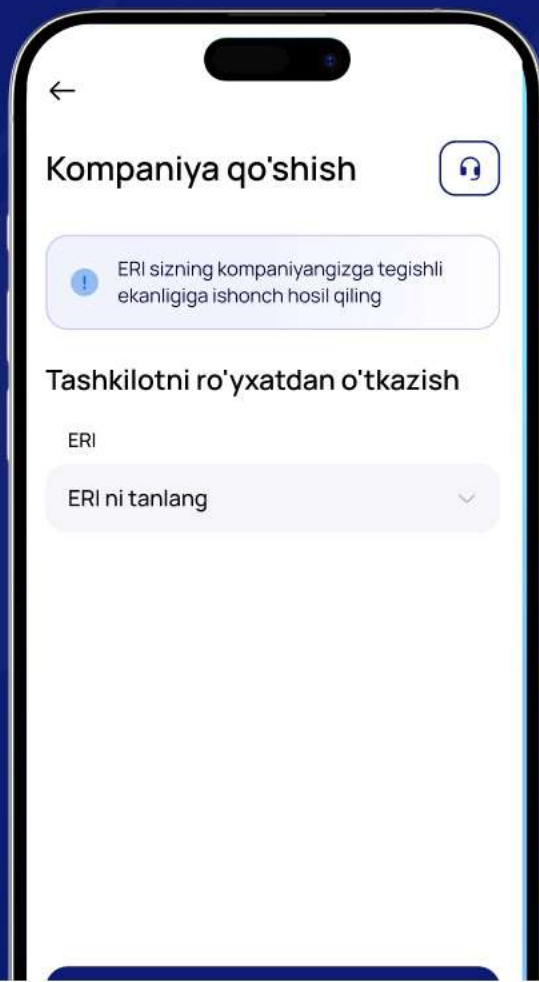


Identifikatsiya
muvaffaqiyatli yakunlandi

9

Tashkilotni ro'yxatdan o'tkazish

1. E-IMZO ilovasini o'rnating va kompaniya raqamli imzo kalitini bog'lang
2. Kompaniya raqamli imzosini tanlang va "Davom etish" tugmasini bosing



10

Kompaniya ro'yxatdan o'tkazildi

Tabriklaymiz! Siz
kompaniyangizni muvaffaqiyatli
ro'yxatdan o'tkazdingiz



Hisob ochish

1

Hisob ochish

Agar siz direktor bo'lsangiz,
bosh sahifada "Hisob ochish"
tugmasini bosing.

